



JENA Facts and Figures

Overview	2
Economy and Employment.....	3
Hightech-sectors	5
Science	6
Education	7
Demographics, Health and Social Affairs.....	8
Culture and Tourism.....	8
Real estate market	9
Jena Business Development	10

Sources:

Statistical Office of the Federal State of Thuringia, destatis, Federal Employment Office, City of Jena, Chamber of Commerce, expert opinions, presentations of individual facilities

Overview

4,464,000	Gross domestic product in T€ (2016)
110,943	Inhabitants (30.06.2018)
68,223	Employees (2016)
56,542	Employees subject to social security contributions (Jun. 2018)
22.501	Students (WS 2017/18)
11,446	Area in ha
4,500	Scientists
1846	Founding year of the Carl Zeiss company in Jena
1558	Founding year of the Friedrich Schiller University
250	Registered patents per 100,000 inhabitants (Ø Germany 59)
68.3%	Export quota manufacturing industries (more than 50 employees) in 2017
40	Number of manufacturing businesses (more than 50 employees; 2017)
32.5%	Share of employees with university degree (subject to social security contributions)
57.1%	Share of employees with vocational degree (subject to social security contributions)
12	Non-university research institutes
5.4%	Unemployment rate (March 2019)
2	Universities: Friedrich Schiller University and University of Applied Sciences EAH Jena
1	University hospital (the only one in Thuringia)

Rankings

- 2018: Wirtschaftswoche and Immobilienscout24: Ranking of the best cities in Germany. Jena as the best placed city in the rankings in East Germany ranked 18th.
- 2018: Wirtschaftsmagazin Capital, Ausbildung.de and TERRITORY Embrace: Best trainers in Germany: City of Jena as one of the best training companies in Germany.
- 2018: Focus-Gesundheit: clinic and hospital list 2019: Universitätsklinikum Jena is one of the 10 best clinics in Germany (ranked 8th).
- 2018: Bundesverband Deutsche Startups and the MDR-project "Exakt – So leben wir!": Jena is leader in the field of start-ups in the eastern federal states.
- 2018: ZDF Study on quality of life. Jena ranked 16 among 401 German cities and counties.
- 2018: Ranking of the Center for Higher Education Development (CHE): Friedrich Schiller University Jena is among the best-ranked (e.g. German Studies, Computer Science, Biology and Sports Science).

Publisher: Jena Business Development

E-Mail: jenawirtschaft@jena.de

Phone: +49 3641 87300-30

www.xing.com/company/jenawirtschaft

Facebook: [@jenawirtschaft](https://www.facebook.com/jenawirtschaft)

www.jena-business.com

Economy and Employment

Jena's economy is growing.

The manufacturing sector (C), knowledge-intensive business-related services (M) as well as the information and communication sector (J) are growing above average.

National Accounts	Employees (subject to social security contributions)				Gross Value Added In Mill. Euro		
	2017	GER	2012-2017	2016	2006-2016		
Overall	55,192	100%	100%	+3,589	4,021	+1,344	+50%
Production	12,060	21.9%	30%	+547	1,096	+215	+24%
Manufacturing	9,297	16.8%	22%	+817	865	+193	+29%
Services sector	43,132	78.1%	70%	+6,193	2,925	+1,133	+63%
Retail, transport, hospitality	7,753	14.0%	22%	+405	502	+177	+54%
Information and communication	2,033	3.7%	3%	+1,123			
Financial and insurance services	855	1.7%	3%	-4	1,105	+491	+80%
Real estate	940	1.7%	1%	+482			
Freelance, scientific, technical services; other economical services	9,618	17.4%	13%	+1,508			
Public administration, defence, social insurance; education; healthcare and social services	19,812	35.9%	24%	+2,778	1,313	+464	+55%
Arts, entertainment and recreation, other services, private households	2,121	3.8%	4%	-99			
Agriculture, forestry, fishery	-	-	-	-	0	-4	-100%

Gross Domestic Product	2016	2006	2006-2016	
In Mill. €	4,464	2,959	+1,505	+51%
Employees	68,800	57,100	+11,700	+21%
Per employee in € (=highest in Thuringia)	64,883	51,820	+13,063	+25%
Per employee in Germany in €	72,048	60,382	+11,666	+19%

Size of Businesses	2017
Micro businesses (<10 EMP)	3,103
Small businesses (<50 EMP)	381
Medium businesses (<250 EMP)	106
Large businesses (>250 EMP)	38
Total	3,628

Unemployment Rate	March 2018 (Previous year in brackets)	2018 (Previous year in brackets)
City of Jena	5.4% (5.7%)	5.6% (6.1%)
Thuringia	5.5% (6.0%)	5.5% (6.1%)
East Germany	6.7% (7.4%)	6.9% (7.6%)
West Germany	4.7% (5.1%)	4.8% (5.3%)
Germany	5.1% (5.5%)	5.2% (5.7%)

Organizations and Chambers		
Chamber of Industry and Commerce East Thuringia	Chamber of Skilled Trades East Thuringia	District Craftsmen's Association Jena-SHK
5,492 Tradesperson Jena (2019)	766 businesses in Jena (2018)	Service partner with 11 professional associations

Advocacy for Industry and Trade	
Interest Group Commercial Area Jena-South IGJS	Interest Group Jena-North e.V.

Publisher: Jena Business Development

E-Mail: jenawirtschaft@jena.de

Phone: +49 3641 87300-30

www.xing.com/company/jenawirtschaft

Facebook: @jenawirtschaft

www.jena-business.com

Jena is a high-tech location and a city of science

More than 55,000 employees work in sustainable and diverse economic sectors in Jena (WZ Classification 2008 with definitions of ZEW).

High-tech industry (part of C)

In Jena 14% of all employees work in **R & D-intensive manufacturing companies (C)**. In Germany, about 8% of employees work in the high-tech sector. This sector is in Jena, with approximately 7,890 employees, characterized by the fields of **optics & photonics, health technology and precision engineering**.

ZEISS (> 2,000 employees,) **JENOPTIK AG** (locations Jena incl. Triptis, 1,700 employees) and **SCHOTT** (500 employees) are some of the most important employers.

Knowledge-intensive services (J, K, M72, Q86, R90/91)

With 28% over all employees, **knowledge-intensive services** are far above of the average in Jena (Ø Germany: 20%). Including 5% technology-intensive service providers (research, M 72), 3.4% information and communication technologies (digital economy) as well as services in the field of technology (M, without M72) and finance (K). The health service with approx. 7,800 employees in Jena is almost twice as strong as the German average.

Jena is a city of education (P)

With almost 5,000 or 9% of all employees, more than twice as many people are employed in education and teaching (P) than in Germany (Ø D 4%).

These include employees at the two universities as well as at schools, vocational schools and other educational institutions.

Energy, transport, construction, crafts and trade (D, E, F, H, G, crafts)

Crafts, construction, transport, supply and trade are high-performance areas of Jena's corporate landscape. In 2017 more than 9,200 employees were subject to SI, of which more than 5,100 worked in the craft sector.

One of the most important and largest employers is Stadtwerke Jena with more than 1,700 employees.

Public Administration, Defense; social insurance (O)

With about **3,300 employees** in the city of Jena and the resident of federal and regional offices, the proportion of employees in this sector in Jena is at the same level as the German average.

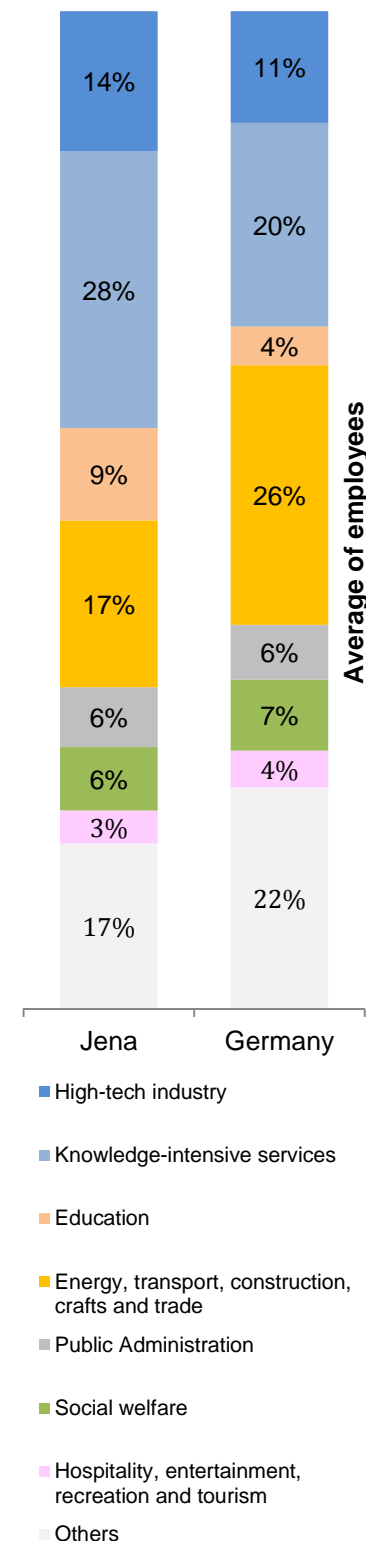
Social welfare (Q87/88)

In Jena, about 7% of all employees work in social services (including home care), which corresponds to about **4,050 persons**.

Hospitality, entertainment, recreation and tourism (I, R (without 90/91))

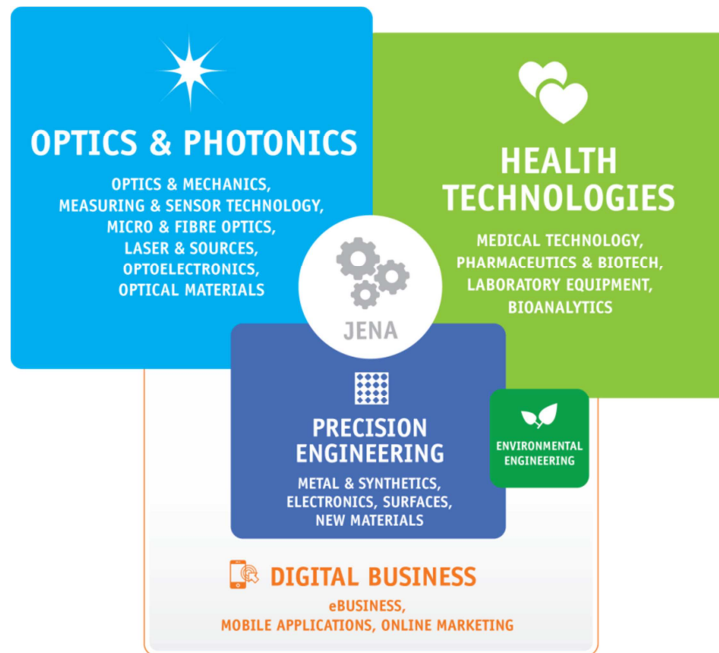
The Hospitality and Tourism Sector in Jena has around **1,800 employees** in hotels, restaurants and the leisure sector.

Others (A, B, L, N, S, T, U, not R&D intensiv C)



High-Tech sectors

Jena is international known for its strong High-Tech sectors in business and science. Research and development make it possible to work in these sectors on forward-looking technologies, innovative products and services for growing global markets.



<p>Industry Networks in Jena</p> <p>OptoNet e.V. (Optics and Photonics) medways e.V. (Health Technologies, Medical Technology) Initiative Innenstadt e.V. (Handel) Jena-Digital (digital business) Jenaer Allianz für Fachkräfte TowerByte eG (Digital Business, E-Commerce) MNT Mikro-Nanotechnologie Thüringen e.V. Precision from Jena, BVMW (Precision Engineering) SpectroNet e.V. (Optics and Photonics, Image Processing) District Craftsmen's Association Jena-SHK (e.g. Precision Engineering)</p>	<p>Defining Companies</p> <p>ZEISS e.g. Carl Zeiss Meditec AG (Medical Technology, Ophthalmology), Microscopy, Optics and Mechanics JENOPTIK AG SCHOTT in Jena Analytik Jena AG Intershop AG</p>
<p>Innovations</p> <p>Registered patents per 100,000 inhabitants (Ø Germany 59), round 50% of all patents in Thuringia.</p> <p>The Federal President's Award for Technology and Innovation 2013 and 2007 for Fraunhofer Institute for Applied Optics and Precision Engineering, Jena</p>	<p>Technology & Start-up Centers</p> <p>Technology & Innovation Park Jena BioCentiv GmbH (Bioinstruments)</p>

Science

4,500 scientists

are researching at the two universities and 12 non-university research institutes. Of those, 3,500 scientists are working at the Friedrich Schiller University.

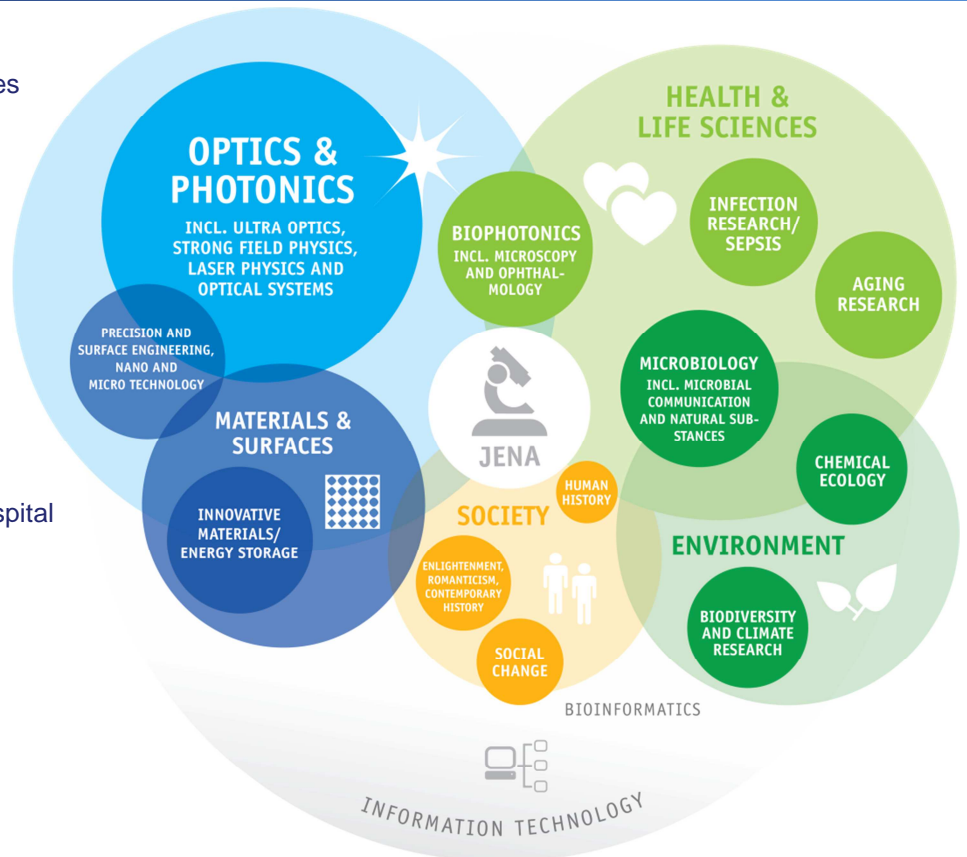
Light Life Liberty

Slogan of the Friedrich Schiller University (www.uni-jena.de/exzellenz/start.html)

Main research: www.jena-science.com

Medical Research at University Hospital Jena

Beutenberg-Campus Jena e.V.
www.beutenberg.de/en



Institutes
Max Planck Institute for Chemical Ecology www.ice.mpg.de
Max Planck Institute for Biogeochemistry www.shh.mpg.de/en
Max Planck Institute for the Science of Human History www.econ.mpg.de
Leibniz Institute for Natural Product Research and Infection Biology Hans Knöll Institut, www.hki-jena.de
Leibniz Institute for Photonic Technology (IPHT) www.ipht-jena.de
Leibniz Institute on Aging – Fritz Lipmann Institute (FLI) www.fli-leibniz.de
Fraunhofer Institute for Applied Optics and Mechanical Engineering Jena (IOF), www.iof.fraunhofer.de
Helmholtz Institute Jena www.hi-jena.de
INNOVENT Technology Development Jena e.V. www.innovent-jena.de
Guenter Koehler Institute of Joining Technology and Materials Testing GmbH, www.ifw-jena.de
Federal Research Institute for Animal Health www.fli.bund.de
DLR-Institute for Data Sciences www.dlr.de/dw/

Cluster (selection)
Abbe Center of Photonics / Abbe School of Photonics www.acp.uni-jena.de / www.asp.uni-jena.de
Center for Energy and Environmental Chemistry www.schubert-group.com
Center for Systems Biology of Infections www.sysbio.hki-jena.de
InfectControl 2020 www.infectcontrol.de
InfectoGnostics Research Campus Jena www.infectognostics.de
Jena Centre for Systems Biology of Ageing www.jenage.de
Center for Innovation Competence (ZIK) SEPTOMICS www.septomics.de
Center of Medical Optics and Photonics www.zemop.uni-jena.de
Research Alliance 3Dsensation www.3d-sensation.de
Jena School for Microbial Communication www.jsmc.uni-jena.de
Leibniz-Center for photonics in infection research http://www.leibniz-healthtech.de/lpi/

Education

School System

- Thuringia ranks on 2nd place in the „education monitoring“ 2018
- Jena offers an attractive and diversified selection for schooling.
 - 2 resource centres, 11 elementary schools, 13 comprehensive schools and community schools, 3 vocational schools, 6 secondary schools
- Remediation of schools almost completed, volume of investment 2003 – 2013: 120 million €

	Students	Graduates
General-education schools	11,277 (2018/19)	809 (2017/18)
Incl. high-school graduates		443 (55%) of general-education schools

Highest percentage of highly-qualified employees in Germany together with the city of Erlangen

Approx. 32% of all employees in Jena (that are subject to social security contributions) have a university degree, German average in major cities 16%

City with great career prospects

according to the current Prognos Career Atlas, Jena ranks 2nd place in Germany

Vocational Training

- 3,537 student in 5 vocational schools with 195 classes in the school year 2017/18
- 1,446 trainees (31.12.2017), 572 of them female trainees and 557 newly concluded training contracts in the 2017
- 1,072 students completed vocational training (2016/17)

Universities

Friedrich-Schiller-University Jena	University of Applied Sciences EAH Jena
18.010 Students (WS 2017/18) Including <i>foreigner</i> 2,462; 14 per cent Including <i>study beginners</i> 3,124	4.549 Students (WS 2018/19) Including <i>foreigner</i> 976; 20 per cent Including <i>study beginners</i> 1.205
360 Professors	125 Professors
Graduates 2016 (3,126) Faculty of Social and Behavioural Sciences: 760 Faculty of Philosophy: 580 Faculty of Economics and Business Administration: 459	Graduates 2017 (831) SciTec: 169 Economics: 129
Doctorates 2017 (556) Faculty of Medicine: 181 Faculty of Biology and Pharmacy: 96 Faculty of Chemistry and Earth Sciences: 66 Faculty of Physics and Astronomy: 50	

Demographics, Health and Social Affairs

JENA on first place for birth rate in Thuringia

With 10.5 births per 1,000 inhabitants Jena's birth rate lies above the German average of 9.5 (2017).

Jena is the only city in Thuringia that grows not only through new residents but also due to the high birth rate (> higher than mortality rate) – since 2006.

Population

- 110,943 inhabitants in Jena (30th June 2018)
- Prognosis: 112,388 inhabitants in Jena in 2030, Jena's population is growing
- >468,000 inhabitants in Jena, Weimar and Erfurt (incl. Weimarer Land)

Private households

- Statistical private households: 68,000 (31st December 2017)
- Residences: 62,601 (31st December 2017)

Healthcare

- Population-to-physician-ratio 2017: Jena 88 (1st place in Thuringia), East Germany 228. Germany 214
- Jena's University Hospital is the only one in Thuringia. Its 26 clinical centers and 25 institutes provide care for 300,000 in- and outpatients per year, as well as teaching for 2,400 students of medicine and dentistry. Scientists and physicians from more than 25 nations work both in the field of fundamental biomedical research and in patient-related clinical research.

Childcare (for more than 7 hours):

- Attendance quota for childcare 3 - 6 years old 99,7% Jena/ Ø Germany ca. 43,9%
- Attendance quota for childcare - younger than 3 years: 53,5 Jena / Ø Germany: 18,1% (all figures 2015)
- 58% of the fathers took in 2014 parental leave (average Germany 34%)

Jena's Alliance for Families

- cooperating with 70 partners to further improve the family-friendly environment in Jena
- many of Jena's businesses offer family-friendly working conditions with flexible working hours, childcare options and more

Culture and Tourism

Number of visitors at selected facilities in 2017:

Zeiss-Planetarium 135,291; Volkshaus 32,990; Botanical Gardens 38,056; Philharmonics 31,808; Optical Museum 18,319; City Museum „Alte Göhre“ 32,374; Phylogenetic Museum 14,879; Theatre 18,148

Overnight stays in 2017:

196,236 guests with 337,004 room nights

Selected Events

Kulturarena: more than 68,000 visitors (2017)

Long night of the museums: about 3,000 visitors (2017)

Long night of sciences: more than 9.500 visitors (2017)

Publisher: Jena Business Development

Real estate market

Taxes (2019)

Trade tax: 450%

Property tax A: 300%

Property tax B: 495%

Residential market (2016)

Appartment authorized persons	Housing stock	Stock rent	Construction completion
114,974 Appartment authorized persons	58,633 flats <ul style="list-style-type: none"> ca. 1,000 flats with vacancy (vacancy rate: 1.7%) 	5.62 €/m ² (+0.16 €/m ² compared to 2015) <ul style="list-style-type: none"> new contracts: 6.26 €/m² stock contracts: 5.54 €/m² 	819 flats (+297 compared to 2015)

Commercial area (2018)

Gross total area	free commercial area
326 ha in more than 20 commercial areas	273ha commercial space (net) (338 building sites) <ul style="list-style-type: none"> 260ha occupied area (321 building sites) 5.8ha opted / reserved area (10 building lots) 7.6ha marketable area (7 building lots)

Office market (2017)

Existing stock (MF-G)	Vacancy	Transaction volume	Rents	Space under construction and pipeline	Yields
701,510 m ² (2015: 662,820 m ²)	Vacancy area: 14,960 m ² (2015: 25,030 m ²) Vacancy rate: 2.1% (2015: 3.8%)	21,540 m ² (2015: 12,780 m ²)	Average rent: 9.20 €/m ² (2015: 8.90 €/m ²) Prime rent: 12.30 €/m ² (2015: 12.10 €/m ²)	Space under construction: 6,120 m ² (17,860 m ²) Pipeline: 46,960 m ² (2015: 25,030 m ²)	Gross prime yield: 6.7% (2015: 6.5%) Net prime yield: 6.2% (2015: 6.0%)

Retail trade

Retail centrality (2017)	Retail sales (2017)	Retention of purchasing power (2013)	Total sales area (2013)
109,4	556,491 million €	approx. 83% (439.2 million €)	204,405 m ² (+26,293 m ² since 2000) 50,450 m ² located in downtown

Jena Business Development

Jena Business Development - JenaWirtschaft - offers a comprehensive and competent business service for local and new companies. With our 10 years of expertise in Jena, we can advise you on all matters related to business and support your investment in Jena. We also actively promote Jena as a technology location.

JenaWirtschaft represents the interests of Jena's economy and science in Jena's municipal administration, above all in the economically relevant committees, but also vis-à-vis the state and federal authorities as well as in politics and the public. As a partner for Jena and the region, we are involved in all relevant cooperations.

Our services:

- Individual location advice
- Area and real estate service
- Professionals Service
- Funding advice
- Support in planning and approval procedures
- Contact brokerage and networks
- Location Marketing: Press and Public Relations

Jena Business Development (Wirtschaftsförderungsgesellschaft Jena mbH)

Leutragraben 2-4

07743 Jena

📞 03641-87300-30

📠 03641-87300-59

@ jenawirtschaft@jena.de

🌐 www.jenawirtschaft.de

📄 www.xing.com/company/jenawirtschaft

📘 @jenawirtschaft

📧 Newsletter: www.jenawirtschaft.de/leistungen/newsletter/

Managing Director: Wilfried Röpke, Dipl.-Phys., MBE

Publisher: Jena Business Development