



JENA Facts and Figures

Overview	2
Economy and Employment.....	2
High-Tech sectors	2
Science	2
Education	2
Demographics, Health and Social Affairs.....	2
Culture and Tourism.....	2
Real estate market	2
Jena Business Development	2

Sources:

Statistical Office of the Federal State of Thuringia, destatis, Federal Employment Office, City of Jena, Chamber of Commerce, expert opinions, presentations of individual facilities

Overview

5,083,000	Gross domestic product in T€ (2019)
111.099	Inhabitants (December 2020)
73,000	Employees (2020)
59,482	Employees subject to social security contributions (December 2021)
22,435	Students (WS 2020/21)
11,477	Area in ha
1846	Founding year of the Carl Zeiss company in Jena
1558	Founding year of the Friedrich Schiller University
250	Registered patents per 100,000 inhabitants (Ø Germany 59)
73.0%	Export quota manufacturing industries (more than 50 employees) in 2021
36	Number of manufacturing businesses (more than 50 employees; 2021)
35.6%	Share of employees with university degree (subject to social security contributions)
53.8%	Share of employees with vocational degree (subject to social security contributions)
12	Non-university research institutes
5.5%	Unemployment rate (September 2022)
2	Universities: Friedrich Schiller University and University of Applied Sciences EAH Jena
1	University hospital (the only one in Thuringia)

Rankings

- 2022: Prognos Zukunftsatlas: Jena reaches rank 24 out of 400 counties in Germany in terms of prospects for the future (improvement of 5 ranks compared to Zukunftsatlas 2019).
- 2022: Focus Klinikliste 2023: University Hospital Jena one of the best in Germany and ranks first in Thuringia.
- 2022: „Times Higher Education“-Universitäts-Ranking: Friedrich Schiller University under the best 250 universities worldwide and at rank 23 in Germany.
- 2022: Top 50 Startups: Friedrich Schiller University on rank 7 among the best universities for founders of startups in Germany.
- 2021: QUIS study: Jena has one of the highest future potentials in Germany with 10 out of 10 points.
- 2020: Wirtschaftsmagazin Capital and Talent-Plattform: The city administration of Jena is one of the best trainers in Germany.

Economy and Employment

Jena's economy is growing.

The manufacturing sector (C), knowledge-intensive business-related services (M) as well as the information and communication sector (J) are growing above average.

National Accounts	Employees (subject to social security contributions)			Gross Value Added In Mill. Euro			
	2020	GER	2014-2020	2018	2008-2018		
Overall	57,380	100%	100%	+4,386	4,497	+1,669	+59%
Production	12,984	22.6%	28%	+346	1,277	+464	+57%
Manufacturing	10,125	17.6%	20%	-140	1.020	+370	+57%
Services sector	44,396	77.4%	72%	+4,040	3,125	+1,207	+60%
Retail, transport, hospitality	7,825	13.6%	22%	+674	537	+199	+59%
Information and communication	2,603	4.5%	4%	+907			
Financial and insurance services	738	1.3%	3%	-172	1,114	+434	+64%
Real estate	861	1.5%	1%	+289			
Freelance, scientific, technical services; other economical services	9,055	15.8%	12%	-89			
Public administration, defence, social insurance; education; healthcare and social services	20,990	36.6%	25%	+2,239	1,568	+574	+58%
Arts, entertainment and recreation, other services, private households	2,324	4.0%	4%	+192			
Agriculture, forestry, fishery	-	-	1%	-	0	-3	-100%

Gross Domestic Product	2019	2008	2008-2019	
In Mill. €	5,083	3,146	+1,937	+61%
Employees	73,100	61,700	+11,400	+18%
Per employee in € (=highest in Thuringia)	69,414	51,005	+18,547	+36%
Per employee in Germany in €	74,561	62,356	+12,205	+20%

Size of Businesses	2020
Micro businesses (<10 EMP)	2,903
Small businesses (<50 EMP)	417
Medium businesses (<250 EMP)	117
Large businesses (>250 EMP)	40
Total	3,477

Unemployment Rate	September 2022 (Previous year in brackets)	2021 (Previous year in brackets)
City of Jena	5,5% (5,4%)	5,6% (5,8%)
Thuringia	5,5% (5,2%)	5,6% (6,0%)
East Germany	6,8% (6,7%)	7,1% (7,3%)
West Germany	5,1% (5,1 %)	5,4% (5,6%)
Germany	5,4% (5,4%)	5,7% (5,9%)

Organizations and Chambers		
Chamber of Industry and Commerce East Thuringia	Chamber of Skilled Trades East Thuringia	District Craftsmen's Association Jena-SHK
6,932 craftspersons Jena (2022)	754 businesses in Jena (2022)	Service partner with 9 professional associations

Advocacy for Industry and Trade	
Interest Group Commercial Area Jena-South IGJS	Interest Group Jena-North e.V.

Publisher: Jena Business Development

E-Mail: jenawirtschaft@jena.de

Phone: +49 3641 87300-30

www.xing.com/company/jenawirtschaft

Facebook: @jenawirtschaft

www.jena-business.com

Jena is a high-tech location and a city of science

More than 55,000 employees work in sustainable and diverse economic sectors in Jena (WZ Classification 2008 with definitions of ZEW).

High-tech industry (part of C)

In Jena 14% of all employees work in **R & D-intensive manufacturing companies (C)**. In Germany, about 8% of employees work in the high-tech sector. This sector is in Jena, with approximately 7,890 employees, characterized by the fields of **optics & photonics, health technology and precision engineering**.

ZEISS (> 2,000 employees,) **JENOPTIK AG** (locations Jena incl. Triptis, 1,700 employees) and **SCHOTT** (500 employees) are some of the most important employers.

Knowledge-intensive services (J, K, M72, Q86, R90/91)

With 28% over all employees, **knowledge-intensive services** are far above of the average in Jena (Ø Germany: 20%). Including 5% technology-intensive service providers (research, M 72), 3.4% information and communication technologies (digital economy) as well as services in the field of technology (M, without M72) and finance (K). The health service with approx. 7,800 employees in Jena is almost twice as strong as the German average.

Jena is a city of education (P)

With almost 5,000 or 9% of all employees, more than twice as many people are employed in education and teaching (P) than in Germany (Ø D 4%).

These include employees at the two universities as well as at schools, vocational schools and other educational institutions.

Energy, transport, construction, crafts and trade (D, E, F, H, G, crafts)

Crafts, construction, transport, supply and trade are high-performance areas of Jena's corporate landscape. In 2017 more than 9,200 employees were subject to SI, of which more than 5,100 worked in the craft sector.

One of the most important and largest employers is Stadtwerke Jena with more than 1,700 employees.

Public Administration, Defense; social insurance (O)

With about **3,300 employees** in the city of Jena and the resident of federal and regional offices, the proportion of employees in this sector in Jena is at the same level as the German average.

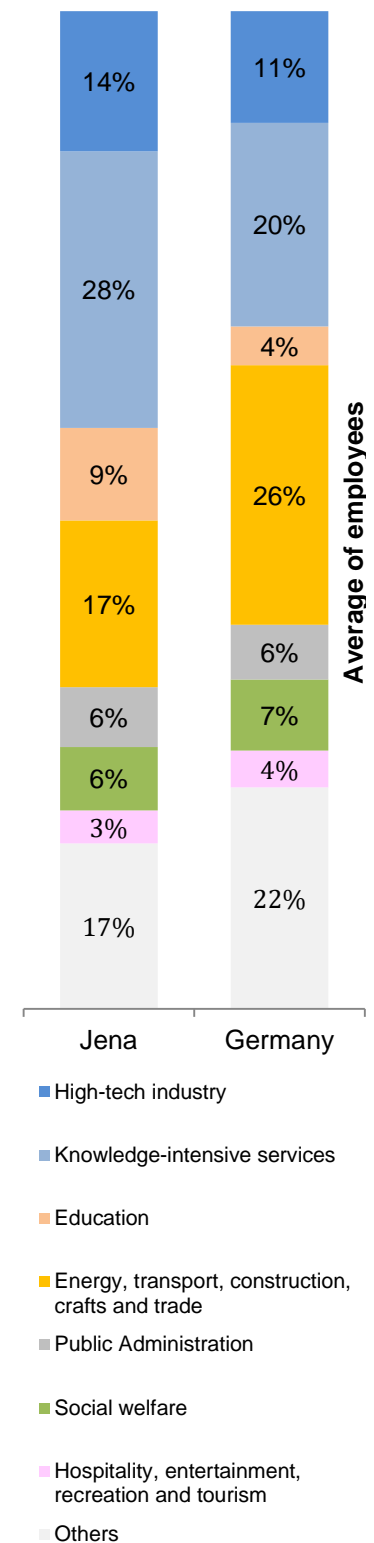
Social welfare (Q87/88)

In Jena, about 7% of all employees work in social services (including home care), which corresponds to about **4,050 persons**.

Hospitality, entertainment, recreation and tourism (I, R (without 90/91))

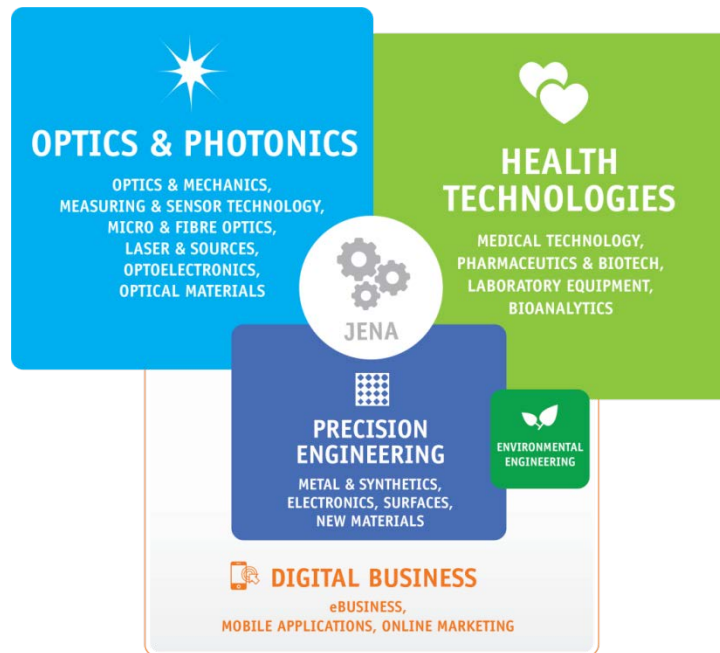
The Hospitality and Tourism Sector in Jena has around **1,800 employees** in hotels, restaurants and the leisure sector.

Others (A, B, L, N, S, T, U, not R&D intensiv C)



High-Tech sectors

Jena is international known for its strong High-Tech sectors in business and science. Research and development make it possible to work in these sectors on forward-looking technologies, innovative products and services for growing global markets.



<p>Industry Networks in Jena</p> <p>OptoNet e.V. (Optics and Photonics) medways e.V. (Health Technologies, Medical Technology) Initiative Innenstadt e.V. (Handel) Jena-Digital (digital business) Jenaer Allianz für Fachkräfte MNT Mikro-Nanotechnologie Thüringen e.V. Precision from Jena, BVMW (Precision Engineering) SpectroNet e.V. (Optics and Photonics, Image Processing) District Craftsmen's Association Jena-SHK (e.g. Precision Engineering)</p>	<p>Defining Companies</p> <p>ZEISS e.g. Carl Zeiss Meditec AG (Medical Technology, Ophthalmology), Microscopy, Optics and Mechanics JENOPTIK AG SCHOTT in Jena Analytik Jena AG Intershop AG</p>
<p>Innovations</p> <p>Registered patents per 100,000 inhabitants (Ø Germany 59), round 50% of all patents in Thuringia.</p> <p>The Federal President's Award for Technology and Innovation 2013 and 2007 for Fraunhofer Institute for Applied Optics and Precision Engineering, Jena</p>	<p>Technology & Start-up Centers</p> <p>Technology & Innovation Park Jena BioCentiv GmbH (Bioinstruments)</p>

Science

4,500 scientists

are researching at the two universities and 12 non-university research institutes. Of those, 3,500 scientists are working at the Friedrich Schiller University.

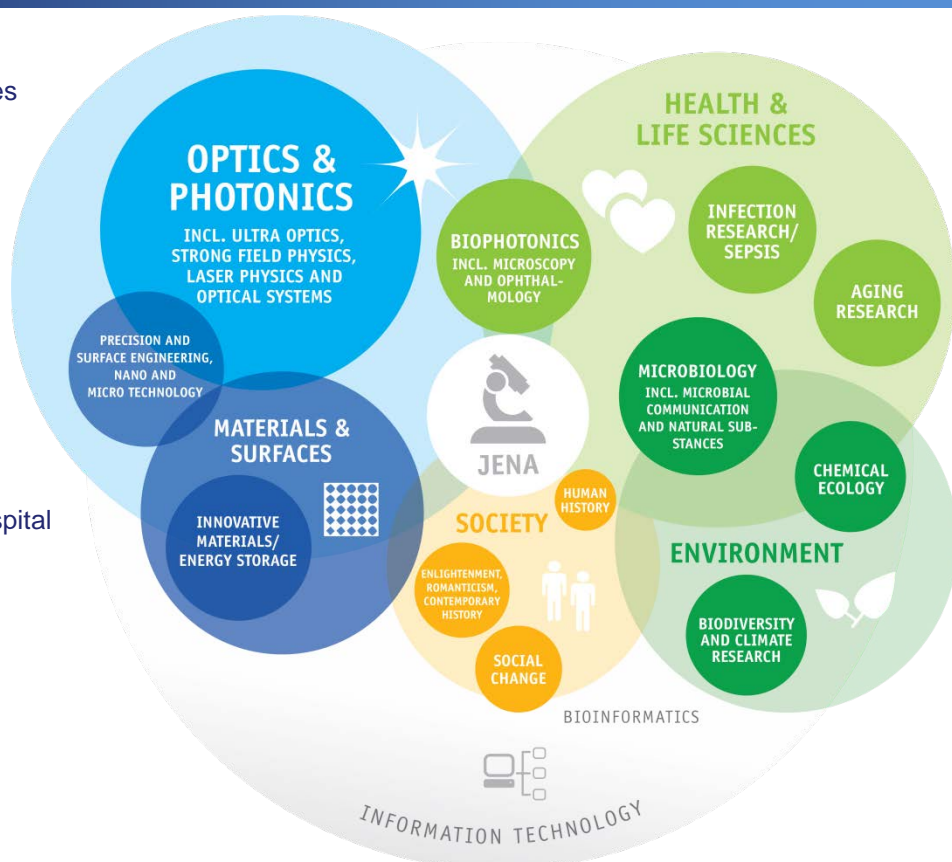
Light Life Liberty

Slogan of the Friedrich Schiller University (www.uni-jena.de/exzellenz/start.html)

Main research: www.jena-science.com

Medical Research at University Hospital Jena

Beutenberg-Campus Jena e.V.
www.beutenberg.de/en



Institutes
Max Planck Institute for Chemical Ecology www.ice.mpg.de
Max Planck Institute for Biogeochemistry www.shh.mpg.de/en
Max Planck Institute for the Science of Human History www.econ.mpg.de
Leibniz Institute for Natural Product Research and Infection Biology Hans Knöll Institut, www.hki-jena.de
Leibniz Institute for Photonic Technology (IPHT) www.ipht-jena.de
Leibniz Institute on Aging – Fritz Lipmann Institute (FLI) www.fli-leibniz.de
Fraunhofer Institute for Applied Optics and Mechanical Engineering Jena (IOF), www.iof.fraunhofer.de
Helmholtz Institute Jena www.hi-jena.de
INNOVENT Technology Development Jena e.V. www.innovent-jena.de
Guenter Koehler Institute of Joining Technology and Materials Testing GmbH, www.ifw-jena.de
Federal Research Institute for Animal Health www.fli.bund.de
DLR-Institute for Data Sciences www.dlr.de/dw/

Cluster (selection)
Abbe Center of Photonics / Abbe School of Photonics www.acp.uni-jena.de / www.asp.uni-jena.de
Center for Energy and Environmental Chemistry www.schubert-group.com
Center for Systems Biology of Infections www.sysbio.hki-jena.de
InfectControl 2020 www.infectcontrol.de
InfectoGnostics Research Campus Jena www.infectognostics.de
Jena Centre for Systems Biology of Ageing www.jenage.de
Center for Innovation Competence (ZIK) SEPTOMICS www.septomics.de
Center of Medical Optics and Photonics www.zemop.uni-jena.de
Research Alliance 3Dsensation www.3d-sensation.de
Jena School for Microbial Communication www.jsmc.uni-jena.de
Leibniz-Center for photonics in infection research http://www.leibniz-healthtech.de/lpi/

Education

School System

- Thuringia ranks on 3rd place in the „education monitoring“ 2022
- Jena offers an attractive and diversified selection for schooling.
 - 2 resource centres, 11 elementary schools, 13 comprehensive schools and community schools, 3 vocational schools, 6 secondary schools

	Students	Graduates
General-education schools	11,856 (2021/22)	890 (2020/21)
Incl. high-school graduates		474 (53%) of general-education schools

Highest percentage of highly-qualified employees in Germany together with the city of Erlangen

Approx. 35% of all employees in Jena (that are subject to social security contributions) have a university degree, German average in major cities 18%

Vocational Training

- 3,663 students in 6 vocational schools with 197 classes in the school year 2021/22
- 1,594 trainees (31.12.2020), 558 of them female trainees and 583 concluded training contracts in 2020
- 1,170 students completed vocational training (2020/21)

Universities

Friedrich-Schiller-University Jena	University of Applied Sciences EAH Jena
17,917 Students (WS 2021/21) Including <i>foreigner</i> 2,600; 14.5 per cent Including <i>study beginners</i> 4,584	4,562 Students (WS 2020/21) Including <i>foreigner</i> 967; 20 per cent Including <i>study beginners</i> 1,183
374 Professors	124 Professors
Graduates 2020 (2,482) Faculty of Social and Behavioural Sciences: 824 Faculty of Philosophy: 526 Faculty of Economics and Business Administration: 470	Graduates 2020 (640) SciTec: 112 Economics: 104
Doctorates 2020 (486) Faculty of Medicine: 171 Faculty of Biology and Pharmacy: 64 Faculty of Chemistry and Earth Sciences: 68 Faculty of Physics and Astronomy: 41	

Demographics, Health and Social Affairs

JENA on first place for birth rate in Thuringia

With 9.5 births per 1,000 inhabitants Jena's birth rate lies on the German average (2021).

Jena is the only city in Thuringia that grows not only through new residents but also due to the high birth rate (> higher than mortality rate) – since 2006.

Population

- 111.099 inhabitants in Jena (June 2022)
- Prognosis: 113,000 inhabitants in Jena in 2040, Jena's population is growing
- >600,000 inhabitants in Jena, Weimar and Erfurt (incl. Weimarer Land)

Private households

- Statistical private households: 70,000 (31st December 2019)
- Residences: 63,767 (31st December 2021)

Healthcare

- Population-to-physician-ratio 2019: Jena 81 (1st place in Thuringia), Thuringia 224. Germany 203
- Jena's University Hospital is the only one in Thuringia. Its 26 clinical centers and 25 institutes provide care for 300,000 in- and outpatients per year, as well as teaching for 2,400 students of medicine and dentistry. Scientists and physicians from more than 25 nations work both in the field of fundamental biomedical research and in patient-related clinical research.

Childcare (for more than 7 hours):

- Attendance quota for childcare 3 - 6 years old 98.5% Jena/ Ø Germany ca. 91.7%
- Attendance quota for childcare - younger than 3 years: 57.7% Jena / Ø Germany: 35.0% (all figures 2021)
- 58% of the fathers took in 2014 parental leave (average Germany 34%)

Jena's Alliance for Families

- cooperating with 70 partners to further improve the family-friendly environment in Jena
- many of Jena's businesses offer family-friendly working conditions with flexible working hours, childcare options and more

Culture and Tourism

Number of visitors at selected facilities in 2021:

Zeiss-Planetarium 58,649; Volksbad 4,054; Botanical Gardens 26,409; Philharmonics 5,720; Optical Museum (under reconstruction); City Museum „Alte Göhre“ 14,634; Phylogenetic Museum 4,945; Theatre 4,828; Imaginata 14,275

Overnight stays in 2021:

118,178 guests (11,061 from abroad) with 227,133 room nights

Selected Events

Kulturarena: 68,701 visitors (2019)

Long night of the museums: about 3,000 visitors (2017)

Long night of sciences: more than 9.500 visitors (2017)

Publisher: Jena Business Development

E-Mail: jenawirtschaft@jena.de

Phone: +49 3641 87300-30

www.xing.com/company/jenawirtschaft

Facebook: [@jenawirtschaft](https://www.facebook.com/jenawirtschaft)

www.jena-business.com

Real estate market

Taxes (2020)

Trade tax: 450%

Property tax A: 300%

Property tax B: 495%

Residential market (2020)

Housing stock	Stock rent	Construction completion
59,867 flats <ul style="list-style-type: none"> ca. 1,400 flats with vacancy (vacancy rate: 2.3%) 	5.93 €/m ² (+0.17 €/m ² compared to 2018) <ul style="list-style-type: none"> new contracts: 6.63 €/m² stock contracts: 5.93 €/m² 	238 flats

Commercial area (2022)

Gross total area	free commercial area
337 ha in more than 20 commercial areas	275ha commercial space (net) <ul style="list-style-type: none"> 271ha occupied area 1.9ha opted / reserved area 4.5ha marketable area

Office market (2021)

Existing stock (MF-G)	Vacancy	Transaction volume	Rents	Space under construction and pipeline	Yields
726,960 m ² (2015: 662,820 m ²)	Vacancy area: 9,270 m ² (2015: 25,030 m ²) Vacancy rate: 1.3 % (2015: 3.8%)	17,800 m ² (2015: 12,780 m ²)	Average rent: 10.40 €/m ² (2015: 8.90 €/m ²) Prime rent: 13.10 €/m ² (2015: 12.10 €/m ²)	Space under construction: 21,130 m ² (2015: 17,330 m ²) Pipeline: 71,290 m ² (2015: 13,270 m ²)	Gross prime yield: 5.8% (2015: 6.5%) Net prime yield: 5.3% (2015: 6.0%)

Retail trade

Retail centrality (2020)	Retail sales (2020)	Retention of purchasing power (2013)	Total sales area (2013)
107,2	560,3 million €	approx. 83% (439.2 million €)	204,405 m ² (+26,293 m ² since 2000) 50,450 m ² located in downtown

Jena Business Development

Jena Business Development - JenaWirtschaft - offers a comprehensive and competent business service for local and new companies. With our 10 years of expertise in Jena, we can advise you on all matters related to business and support your investment in Jena. We also actively promote Jena as a technology location.

JenaWirtschaft represents the interests of Jena's economy and science in Jena's municipal administration, above all in the economically relevant committees, but also vis-à-vis the state and federal authorities as well as in politics and the public. As a partner for Jena and the region, we are involved in all relevant cooperations.

Our services:

- Individual location advice
- Area and real estate service
- Professionals Service
- Funding advice
- Support in planning and approval procedures
- Contact brokerage and networks
- Location Marketing: Press and Public Relations

Jena Business Development (Wirtschaftsförderungsgesellschaft Jena mbH)

Leutragraben 2-4

07743 Jena

📞 03641-87300-30

📠 03641-87300-59

@ jenawirtschaft@jena.de

🌐 www.jenawirtschaft.de

📄 www.xing.com/company/jenawirtschaft

📘 @jenawirtschaft

📧 Newsletter: www.jenawirtschaft.de//newsletter/

Managing Director: Wilfried Röpke, Dipl.-Phys., MBE

Publisher: Jena Business Development